



ಬೃಹತ್ ಬೆಂಗಳೂರು ಮಹಾನಗರ ಪಾಲಿಕೆ  
Bruhat Bengaluru Mahanagara Palike



# BBMP COVID-19 WAR ROOM 03.10.2022



# OVERVIEW OF COVID-19 IN BENGALURU



## CASE TRENDS

ACTIVE CASES

2,275

### Confirmed Cases

1

18,72,093 #

### Recovered Cases

0

18,52,830 #

### Death Cases

1

16,988 #



## HOSPITALIZATION

22

### ICU – V

1

### ICU

5

### HDU

1

### General

15

INCLUDES GOVT. QUOTA AND PRIVATE WALK-IN HOSPITALIZATION



## VACCINATION

231

2,04,57,185 #

### First Dose

10

96,74,520 #

### Second Dose

12

94,71,697 #

### Precaution Dose

209

13,10,968 #



## TRIAGING

### MTU

1

### Tele Triage

0



## ACTIVE CLUSTERS

0

### Budding Clusters (<5 Cases)

0

### Clusters (> 5 cases)

0



## TESTING

1,344

3,18,88,485 #

### RAT

175

### RTPCR

1,169

Positivity : 1.04%

\*FOR LAST 7 DAYS

# : indicates cumulative numbers till date



# ABSTRACT OF COVID-19 SCENARIO IN BENGALURU



	MALE			FEMALE			TRANSGENDER			TOTAL		
	Last 24 Hours	Last 7 Days	Cumulative	Last 24 Hours	Last 7 Days	Cumulative	Last 24 Hours	Last 7 Days	Cumulative	Last 24 Hours	Last 7 Days	Cumulative
<b>Positive Cases</b>	0	379	11,03,352	1	297	7,67,849	0	0	196	1	676	18,72,093
<b>Recovered Cases</b>	0	316	10,91,077	0	285	7,61,659	0	0	187	0	601	18,52,830
<b>Death Cases</b>	0	0	10,759	1	1	6,225	0	0	4	1	1	16,988
<b>Total Tests Done</b>	<b>In Last 24 hrs. : 1,344</b>			<b>In last 7 days : 64,775</b>			<b>Cumulative : 3,18,88,485</b>					
<b>Vaccine Doses Administered</b>	<b>In Last 24 hrs. : 231</b>			<b>In last 7 days : 12,954</b>			<b>Cumulative : 2,04,57,185</b>					
<b>ACTIVE CASES</b>									<b>2,275</b>			

\*Covid deaths occurred today : 00 | Covid deaths occurred beyond last 24hrs., reported today : 01

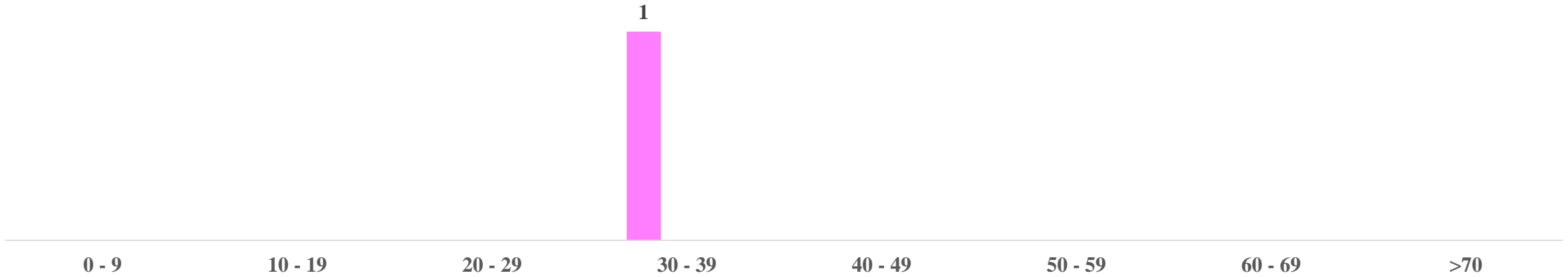


# LAST 24 HOURS AGE GROUP AND GENDER WISE DISTRIBUTION



## Positive Cases : 01

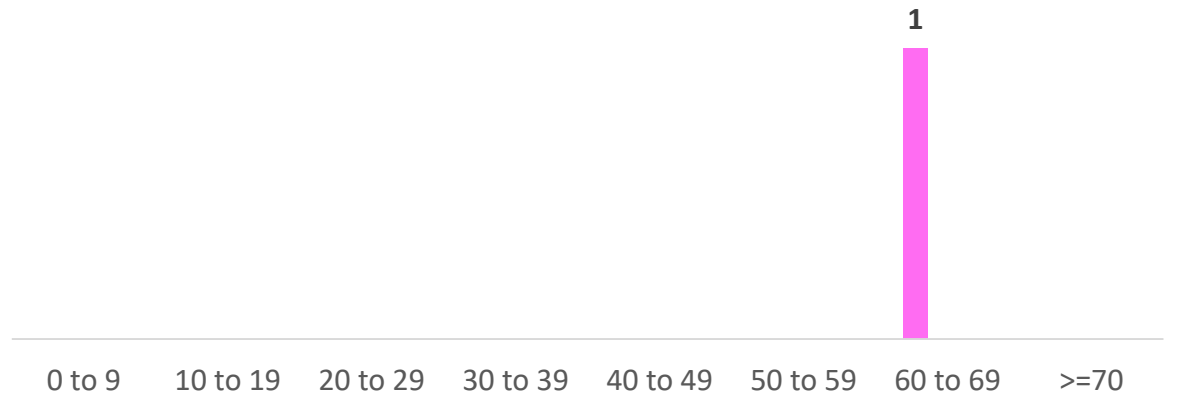
Female Male Transgender



## Recovered Cases : 00

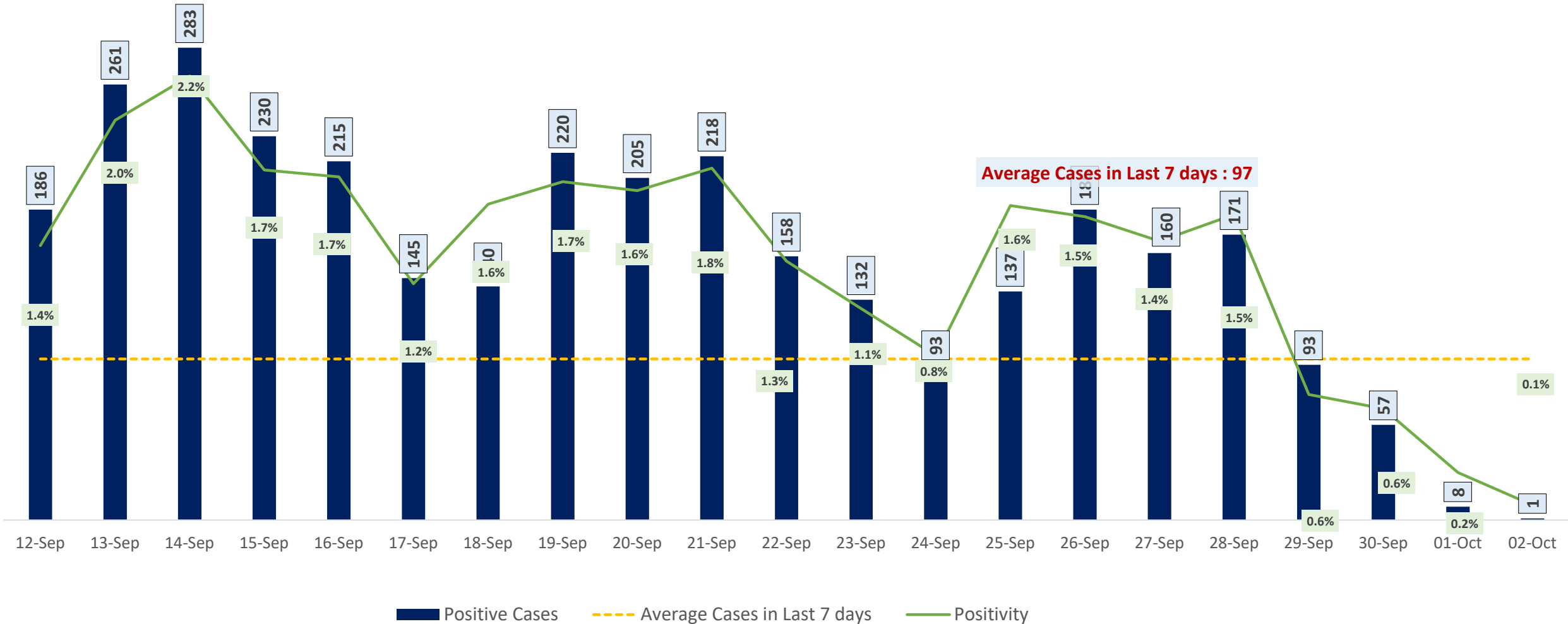
0 - 9 10 - 19 20 - 29 30 - 39 40 - 49 50 - 59 60 - 69 >70

## Death Cases : 01





# POSITIVITY RATE OF BENGALURU – LAST 21 DAYS

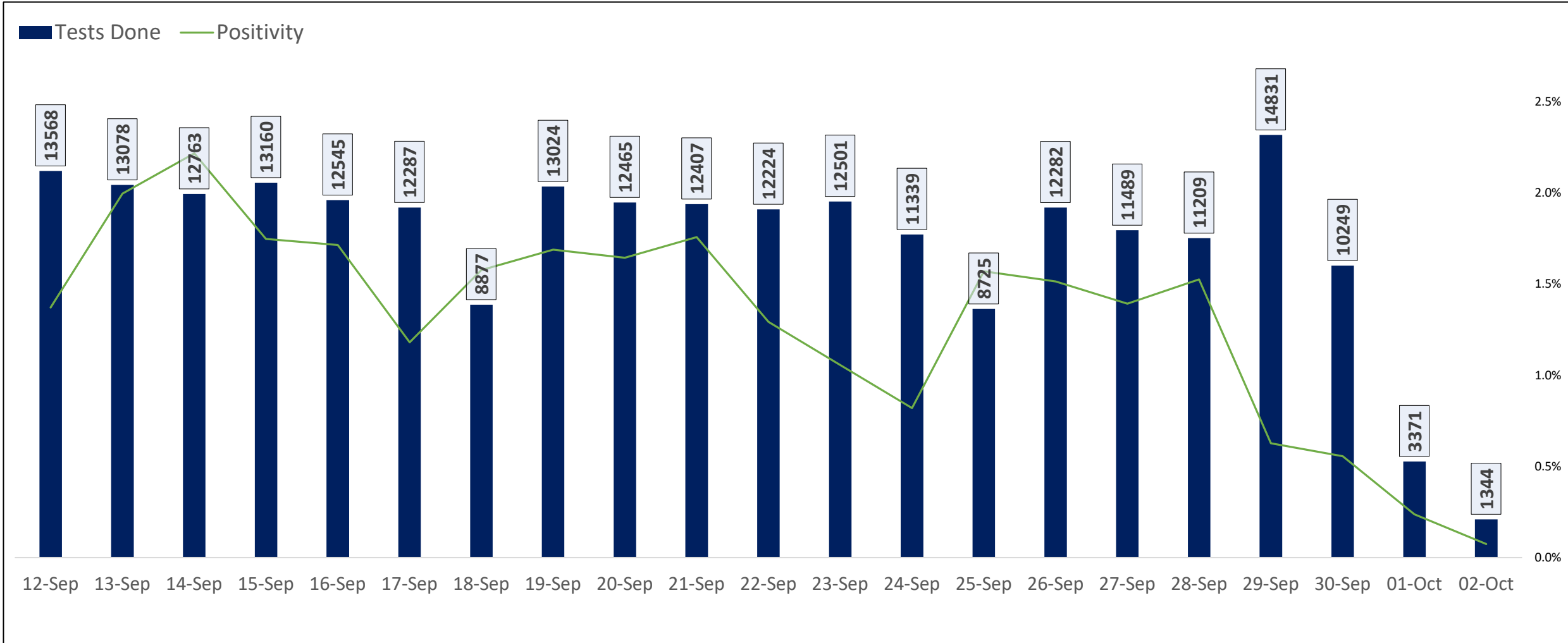




# TESTING TRENDS IN BENGALURU



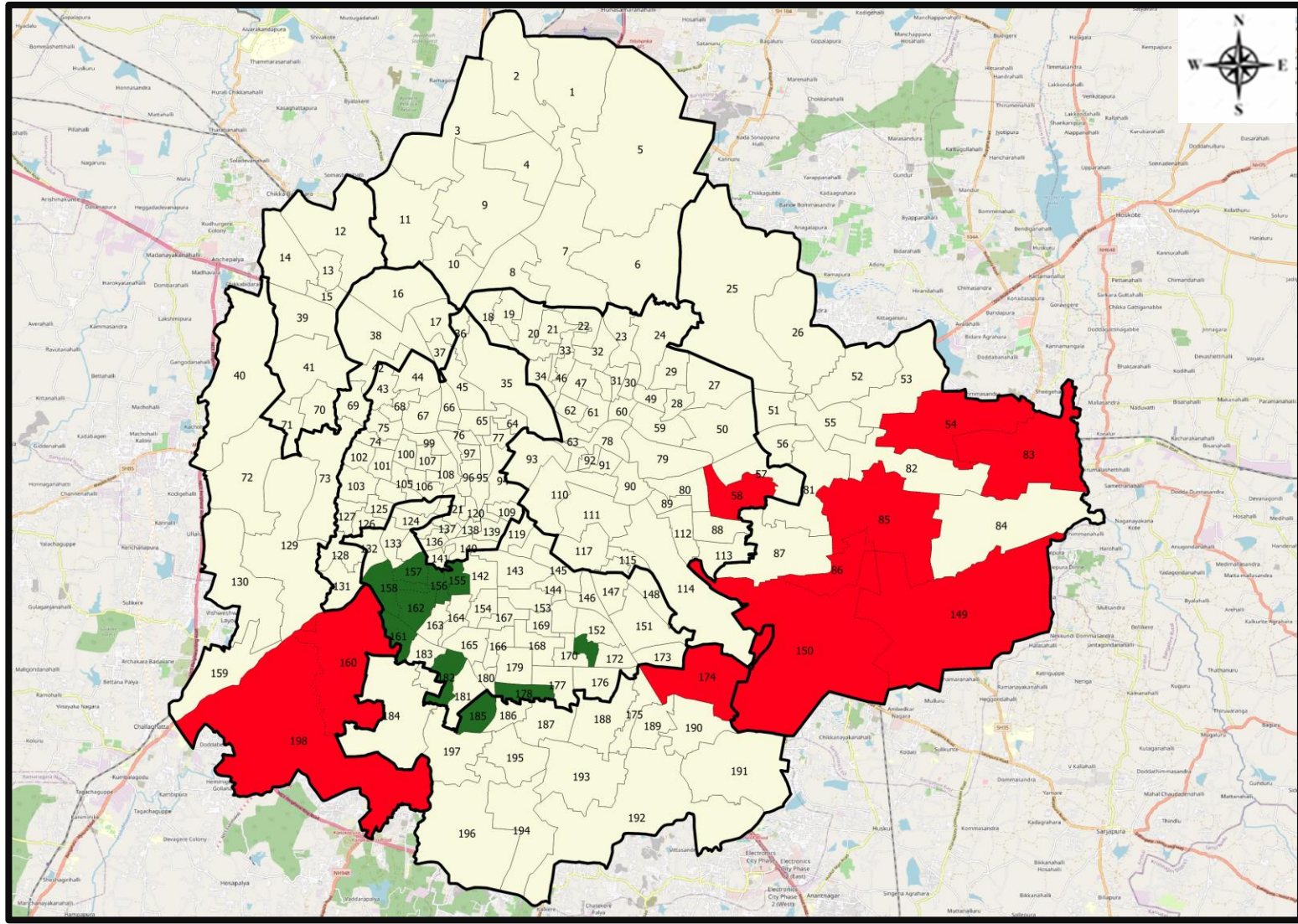
Total Test Conducted Till Date	Test Conducted Last 24 hours	Last 7 Days Average
3,18,88,485	1,344	9,254







# BENGALURU URBAN MAP SHOWING TREND OF POSITIVE CASES IN LAST 7 DAYS



## Top 10 wards reporting highest number of positive cases in last 7 days

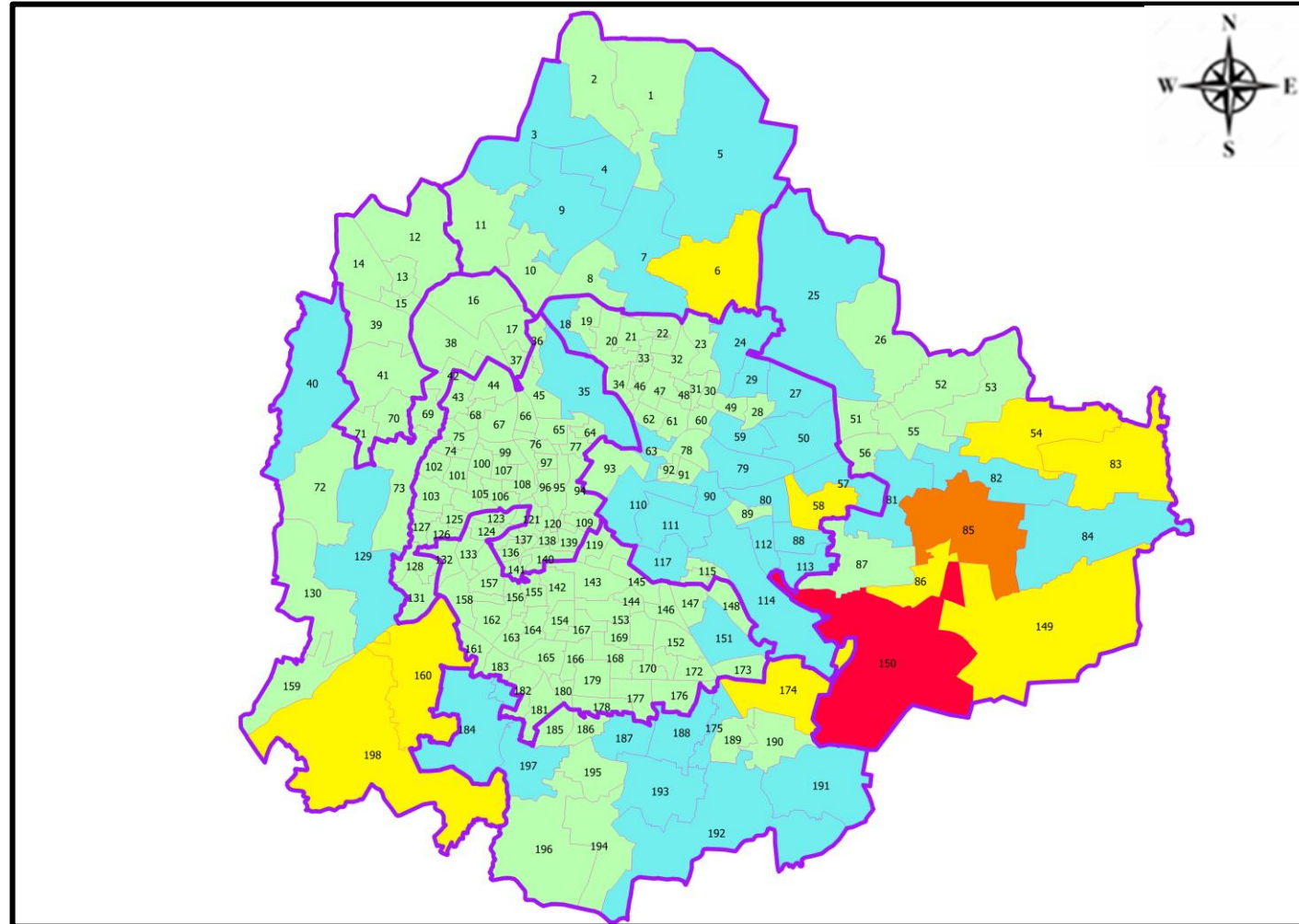
Ward No.	Ward Name	Daily Cases Average
150	Bellanduru	9
85	Dodda Nekkundi	6
149	Varthuru	3
174	HSR Layout	3
83	Kadugodi	3
54	Hudi	2
198	Hemmigepura	2
160	Rajarajeshwari Nagar	2
58	New Tippasandra	2
86	Marattahalli	2







## Top 10 wards reporting least number of positive cases in last 7 days

Ward No.	Ward Name	Daily Cases Average
185	Yelchenahalli	0
182	Padmanabha Nagar	0
178	Sarakki	0
171	Gurappanapalya	0
162	Girinagara	0
161	Hosakerehalli	0
158	Deepanjali Nagara	0
157	Gali Anjaneya Temple	0
156	Srinagara	0
155	Hanumanth Nagar	0



# BENGALURU MAP SHOWING INTENSITY OF POSITIVE CASES IN LAST 7 DAYS



-  **Level 1 : 0 to 5 Cases**
-  **Level 2 : 5 to 15 Cases**
-  **Level 3 : 15 to 25 Cases**
-  **Level 4 : 25 to 50 Cases**
-  **Level 5 : More than 50 Cases**
-  **Zone Boundaries**

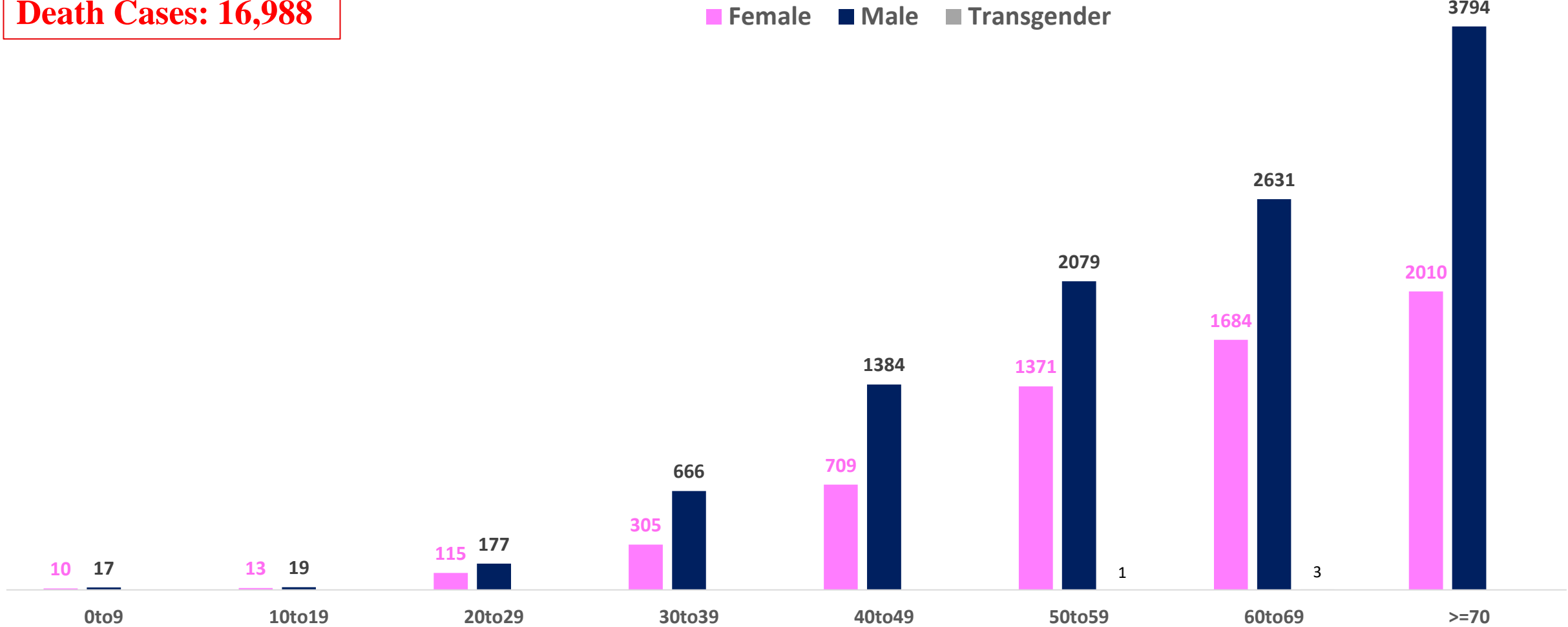




# AGE AND GENDER WISE DISTRIBUTION OF DEATH CASES



**Death Cases: 16,988**





# COVID-19 SCENARIO IN BENGALURU AND OTHER METROPOLITAN CITIES



CITY NAME	Positive Cases	Active Cases	Recovered	Deceased	Vaccine Doses Administered
New Delhi	20,03,461	379	19,76,580	26,502	3,72,45,919
Bengaluru*	18,72,093	2,275	18,52,830	16,988	2,37,42,540
Mumbai	11,49,456	705	11,29,019	19,732	2,21,17,122
Chennai	7,90,605	2,364	7,79,171	9,070	1,13,61,393

Source : <https://dashboard.cowin.gov.in/> at 4:30pm (03.10.2022)  
Source : <https://www.covid19bharat.org/> at 4:30pm(03.10.2022)

\*includes BBMP & Bengaluru Urban



# SNAPSHOT OF COVID-19 CASES IN BENGALURU URBAN



**Total Wards With  
< =10 Cases\* :  
175**

**Tests Conducted  
on 02.10.2022:  
1,344**

**Recovery  
Rate\*:  
98.97%**

**Total  
Active Cases :  
2,275**

**Total Vaccinated  
on 02.10.2022:  
231**

**Positivity  
Rate\* :  
1.04%**

**Active  
Rate\*:  
0.12%**

**Case  
Fatality Rate\* :  
0.15%**





\*Total positive cases In the past 7 days

\*CFR and positivity is for Past 7 days



ಬೃಹತ್ ಬೆಂಗಳೂರು ಮಹಾನಗರ ಪಾಲಿಕೆ  
Bruhat Bengaluru Mahanagara Palike



<b>Download BBMP Bulletin</b>	<a href="https://apps.bbmpgov.in/covid19/mediabulletin.php">https://apps.bbmpgov.in/covid19/mediabulletin.php</a>
<b>To register for vaccination :</b>	<a href="https://selfregistration.cowin.gov.in/">https://selfregistration.cowin.gov.in/</a>
<b>BBMP COVID19 Dashboard:</b>	<a href="https://apps.bbmpgov.in/covid19/">https://apps.bbmpgov.in/covid19/</a>
<b>Follow us on:</b>	 <a href="http://www.facebook.com/bbmp.comm1/">www.facebook.com/bbmp.comm1/</a>
	 <a href="https://twitter.com/BBMPCOMM">twitter.com/BBMPCOMM</a>
	  <a href="https://www.instagram.com/BBMPSplHealth">BBMPSplHealth</a>

Issued by:

Honorable Chief Commissioner, BBMP  
Special Commissioner Health & IT, BBMP  
MD, Bengaluru Smart City Limited

**THANK YOU !**



75  
ಭಾರತದ  
ಸ್ವಾತಂತ್ರ್ಯೋತ್ಸವ

ಆರೋಗ್ಯ ಮತ್ತು ಕುಟುಂಬ ಕಲ್ಯಾಣ ಇಲಾಖೆ

ಇನ್ನು ಕೆಲವು ಸಮಯ  
ಕೋವಿಡ್ ವಿರುದ್ಧದ  
ನಮ್ಮ ಹೋರಾಟ  
ಮುಂದುವರಿಸೋಣ.

- ಮಾಸ್ಕ್ ಧರಿಸಿ
- ದೈಹಿಕ ಅಂತರ ಪಾಲಿಸಿ
- ಕೈಗಳ ಸ್ವಚ್ಛತೆ ಕಾಪಾಡಿಕೊಳ್ಳಿ
- ಗುಂಪು ಸೇರುವುದನ್ನು ತಪ್ಪಿಸಿ
- ಸ್ವಯಂಪ್ರೇರಿತವಾಗಿ  
ಲಸಿಕೆ ಪಡೆಯಿರಿ

ಕೋವಿಡ್-19 ಮುನ್ನೆಚ್ಚರಿಕೆ ಕ್ರಮಗಳನ್ನು ಪಾಲಿಸಿ. ಇದು ನಮ್ಮೆಲ್ಲರ ಐವಾಬ್ದಾರಿ.

ಹೆಚ್ಚಿನ ಮಾಹಿತಿಗಾಗಿ 24X7 ಉಚಿತ ಆರೋಗ್ಯ ಸಹಾಯವಾಣಿ 104 ಕ್ಕೆ ಕರೆ ಮಾಡಿ

ವ್ಯಕ್ತಿಯೇ ಆರೋಗ್ಯ ಎಲ್ಲರದೇ ಆರೋಗ್ಯ

